

CBGM04:

Expression of mammalian multidrug resistance, cystic fibrosis and related genes in E. coli


Reviewed: NDCLS DSAC Meeting 2025-10-29

Sample Review: samples confirmed destroyed.

Agreed Status: Inactive

Action: Retain for reference in case future re-activation necessary

Contact NDCLS Biological Safety Officer for re-activation

A handwritten signature in blue ink that reads "Stephen Hyde". The signature is written in a cursive style with a large initial 'S' and a long horizontal stroke at the end.

NDCLS Biological Safety Office
2025-10-29

**Annual Review of Risk Assessment Made Under:
Genetically Modified Organisms (Contained Use) Regulations 2014**

Department: Nuffield Division of Clinical Laboratory Sciences
Radcliffe Department of Medicine

Supervisor: Prof Stephen Hyde

Ref No: CBGM04

Title: Expression of mammalian multidrug resistance, cystic fibrosis and related genes in E. coli

The Risk Assessment has been reviewed: YES

Key aspects: identification of any potentially harmful effects, characteristics of the proposed activity, the severity of any potentially harmful effects, the likelihood of them occurring and disposal of waste and effluent.

List any additional transgenic sequences: None

Appropriate containment measures have been confirmed: YES

Complete attached containment levels/measures table

Original containment level and risk classification remain valid: YES


Classification and assignment of final control measures:

Containment Level: CL1

Risk Classification: 1

Reviewed By:

Date (YYYY-MM-DD):




Prof Stephen Hyde
2024-08-16

Approved By Genetic Modification Safety Committee

Agreed By One-Of DSO/BSO/HoD:

Date (YYYY-MM-DD):



Prof Stephen Hyde – NDCLS BSO
2024-10-02

Approved by Head of Department
Date (YYYY-MM-DD):

A handwritten signature in blue ink, appearing to be 'D. Gill', is written over a faint circular stamp.

Prof Deborah Gill – NDCLS HoD
2024-10-02

Next Review Due:
Before end 2025

List Of Associated Transgenic Sequences:

Common Reporter Genes:

EGFP and similar proteins

Luciferase and similar proteins

Beta-galactosidase and similar proteins

Chloramphenicol acetyl transferase and similar proteins

Bacterial Proteins

Salmonella typhimurium oligopeptide permease oppABCD and similar ABC proteins

Mammalian ion channels/transporters proteins:

Cystic fibrosis transmembrane conductance regulator (CFTR),

Multi-drug resistance p-glycoprotein (MDR, PGP)

Risk Assessment Users & Supervisor During Previous Year

Stephen Hyde

Table 1a Containment measures applicable to contained use involving micro-organisms in laboratories

Containment Measures		Containment Levels			
		CL1	CL2	CL3	CL4
Facilities					
1	Laboratory suite: isolation ¹	not required	not required	required	required
2	Laboratory: sealable for fumigation	not required	not required	required	required
Equipment					
3	Surfaces impervious to water, resistant to acids, alkalis, solvents, disinfectants and decontamination agents and easy to clean	required for any bench	required for any bench	required for any bench and floor	required for any bench, floor, ceilings and walls
4	Entry to laboratory via airlock ²	not required	not required	required where and to extent the risk assessment shows it is required	required
5	Negative pressure relative to the pressure of the immediate surroundings	not required	not required	required except for activities where transmission does not occur by the airborne route	required
6	Extract and input air from the laboratory must be HEPA filtered	not required	not required	HEPA filters required for extract air except for activities where transmission does not occur by the airborne route	HEPA filters required for input and extract air ³
7	Microbiological safety cabinet/ enclosure	not required	required where and to extent the risk assessment shows it is required	all procedures with infective materials required to be contained within a cabinet/ enclosure	required, and all procedures with infective materials required to be contained within a cabinet/ enclosure
8	Autoclave	required on site	required in the building	required in the laboratory suite ⁴	double ended autoclave required in laboratory

Containment Measures		Containment Levels			
		CL1	CL2	CL3	CL4
System Of Work					
9	Access restricted to authorised personnel only	not required	required	required	required (via airlock key procedure)
10	Biohazard sign on door	not required	required	required	required
11	Specific measures to control aerosol dissemination	not required	required so as to minimise	required so as to prevent	required so as to prevent
12	Shower	not required	not required	required where and to extent the risk assessment shows it is required	required
13	Protective clothing	suitable protective clothing required	suitable protective clothing required	suitable protective clothing required; footwear required where and to extent the risk assessment shows it is required	complete change of clothing and footwear required before entry and exit
14	Gloves	not required	required where and to extent the risk assessment shows they are required	required	required
15	Efficient control of disease vectors (eg rodents and insects) which could disseminate GMMs	required where and to extent the risk assessment shows it is required	required	required	required
Waste					
16	Inactivation of GMMs in effluent from hand- washing sinks and showers and similar effluents	not required	not required	required where and to extent the risk assessment shows it is required	required
17	Inactivation of GMMs in contaminated material and waste	required by validated means where and to extent the risk assessment shows it is required	required by validated means	required by validated means, with waste inactivated within the laboratory suite	required by validated means, with waste inactivated within the laboratory

Containment Measures		Containment Levels			
		CL1	CL2	CL3	CL4
Other Measures					
18	Laboratory to contain its own equipment	not required	not required	required, so far as is reasonably practicable	required
19	An observation window or alternative is to be present so that occupants can be seen	required where and to extent the risk assessment shows it is required	required where and to extent the risk assessment shows it is required	required where and to extent the risk assessment shows it is required	required
20	Safe storage of GMMs	required where and to extent the risk assessment shows it is required	required	required	secure storage required
21	Written records of staff training	not required	required where and to extent the risk assessment shows it is required	required	required

1 "isolation" means, in relation to a laboratory, separation of the laboratory from other areas in the same building, or being in a separate building.

2 Entry must be through an airlock which is a chamber isolated from the laboratory. The clean side of the airlock must be separated from the restricted side by changing or showering facilities and preferably by interlocking doors.

3 Where viruses are not retained by the HEPA filters, extra requirements will be necessary for extract air.

4 Where the autoclave is outside the laboratory in which the contained use is being undertaken, but within the laboratory suite, there must be validated procedures for the safe transfer of material into that autoclave, which provide a level of protection equivalent to that which would be achieved by having an autoclave in that laboratory.

Table 1b Containment measures applicable to contained use involving micro-organisms in plant growth facilities (to be read with Table 1a)

Omitted as not relevant to NDCLS activities

Table 1c Containment measures applicable to contained use involving micro-organisms in animal units (to be read with Table 1a)

Omitted as not relevant to NDCLS activities

Containment Measures		Containment Levels				Additional / Modification
		CL1	CL2	CL3	CL4	
Facilities						
1	Isolation of animal unit ¹	required where and to extent the risk assessment shows it is required	required	required	required	modification
2	Animal facilities ² separated by lockable doors	required where and to extent the risk assessment shows it is required	required	required	required	additional
3	Animal facilities (cages, etc) designed to facilitate decontamination (waterproof and easily washable material)	required where and to extent the risk assessment shows it is required	required where and to extent the risk assessment shows it is required	required	required	additional
4	Floor, walls and ceiling easily washable	required where and to extent the risk assessment shows it is required	required for floor	required for floor and walls	required for floor, walls and ceiling	Modification
5	Appropriate filters on isolators or isolated rooms ³	not required	required where and to extent the risk assessment shows it is required	required	required	additional
6	Appropriate barriers at the room exit, and at drains or ventilation duct work	required	required	required	required	additional
7	Animals kept in appropriate containment facilities, such as cages, pens or tanks but not isolators	required where and to extent the risk assessment shows it is required	required where and to extent the risk assessment shows it is required	required where and to extent the risk assessment shows it is required	required where and to extent the risk assessment shows it is required	Additional
8	Animals kept in isolators	not required	required where and to extent the risk assessment shows it is required	required	required	modification

1 "animal unit" means a building, or separate area within a building, containing an animal facility and other areas including changing rooms, showers, autoclaves and food storage areas.

2 "animal facility" means a facility normally used to house stock, breeding or experimental animals or one which is used for the performance of minor surgical procedures on animals.

3 "isolators" means transparent boxes where small animals are contained within or outside a cage; for large animals, isolated rooms may be more appropriate

Review of risk assessment under the transitional arrangements of the Genetically Modified Organisms (Contained Use) Regulations 2000

Department:

NDCLS

Supervisor:

Dr SC HYDE

Ref. No:

CBGM4

Project Title:

Expression of mammalian multidrug resistance, cystic fibrosis and related genes in *E. coli*

- ✓ The above risk assessment has been reviewed
- ✓ Appropriate containment measures have been selected as indicated on the attached table(s) and either
- ✓ (i) the original risk assessment remains valid
- or
- ... (ii) the following changes have been made to the risk assessment

Classification and assignment of final control measures

In the following complete the centre section in response to prompts in left column using guidance in right column

Classification	Class	GUIDANCE
Assign corresponding level of containment	I	The highest numbered column in which a control measure is required indicates the Class of the activity - circle class on table 1a
specify which, if any, of the optional control measures at this containment level are required	Containment Level I	The class number indicates the minimum containment level required
specify any other control measures required		The optional control measures are listed on the table as "may be required"

Reviewed By:

Signature:

Stephen Hyde

Date:

27/1/2000

Review approved by Genetic Modification Safety Committee

Yes/No

Signature:

Date:

(Biological Safety Officer)

CB974

RISK ASSESSMENT

Made under the

GENETICALLY MODIFIED ORGANISMS (CONTAINED USE) REGULATIONS 1992

DEPARTMENT: Nuffield Dept. of Clinical Biochemistry

SUPERVISOR: Prof. C.F. HIGGINS Dr S.C. HYDE 1/1/1998
Stephen Hyde

TITLE OF PROJECT: Expression of mammalian multidrug resistance,
cystic fibrosis and related genes in E. coli

Description: Mutation analysis of Open Reading frame.
Optimisation of Translation in E. coli + Mammalian cells
see CBGM1

Assessed By: C.F. HIGGINS

Signature: C. Higgins

Date: 12/1/95

RISK ASSESSMENT APPROVED BY GENETIC
MODIFICATION SAFETY COMMITTEE:

Stephen Hyde

YES/NO

Signature :

Date:

8/2/95

PERMISSION GRANTED BY HEAD OF DEPARTMENT
FOR PROJECT TO BE UNDERTAKEN:

YES/NO

Signature :

C. Higgins

Date:

12/1/95

CHARACTERISTICS OF, AND HANDLING PRECAUTIONS FOR, RECIPIENT (HOST) AND DONOR ORGANISMS

	RECIPIENT	DONOR
What is the full name of the organism? (Include species, subspecies and strain as appropriate.)	<i>E. coli</i> K-12 (various lab. strains)	mammalian species
Is the organism wild type or disabled? [see Appendix 1 for list of known disabled organisms]	WILD TYPE / DISABLED	WILD TYPE / DISABLED
Is the organism pathogenic for man?	YES / NO	YES / NO
ACDP Hazard Group of organism:	1 / 2, 3, 4	1 / 2, 3, 4
Are there any other hazards of the organism or its products? If yes identify type: - toxic, allergenic, oncogenic, carcinogenic, other (specify)	YES / NO	YES / NO
Is the organism pathogenic for plants or animals?	YES / NO	YES / NO
Control measures: - Containment Level - additional precautions (circle)	(1) / 2 / 3 / 4 microbiological safety cabinet gloves avoid use of sharps other (specify)	(1) / 2 / 3 / 4 microbiological safety cabinet gloves avoid use of sharps other (specify)

DESCRIPTION OF THE GENETIC MODIFICATION

Technique used to introduce the vector or insert into the organism:	Transformation Electroporation
Nature and source of the vector:	Bacterial plasmids and 'phage
Function of the genetic modification and/or of the new nucleic acid:	Production of proteins of no known toxicity

FOR GENETICALLY MODIFIED BACTERIA:

ASSESSMENT OF RISK TO HUMAN HEALTH AND ASSIGNMENT OF
CONTAINMENT/CONTROL MEASURES

ASSIGNMENT TO CONTAINMENT:

[see Appendix 2 for guidance in assigning values]

Overall Value: 10^{-9} x 10^{-3} x 10^{-9} = 10^{-21}
Access Expression Damage

CIRCLE OVERALL VALUE AND CORRESPONDING ACGM CONTAINMENT LEVEL BELOW

Overall Value: 10^{-15} or lower 10^{-12} 10^{-9} greater than 10^{-9}
Containment Level: 1 2 3 *contact Safety Office

HEALTH CONSIDERATIONS:

How does the pathogenicity of the GMO compare to that of the donor and recipient

GMO ~~less~~ / equivalent / ~~more~~ pathogenic than donor
GMO ~~less~~ / equivalent / ~~more~~ pathogenic than recipient

Are there any other hazards of the GMO or its products? ~~YES~~ / NO
If yes identify:
- toxic, allergenic, oncogenic, carcinogenic, other (specify)

Are any additional precautions necessary? ~~YES~~ / NO
If yes circle as appropriate:
microbiological safety cabinet
gloves
avoid use of sharps
other (specify)

After consideration of the actual procedures to be undertaken are the control measures assigned to protect human health adequate? YES / ~~NO~~
If no specify what additional measures are needed:

FOR GENETICALLY MODIFIED VIRUSES (TO INCLUDE VIRAL VECTORS):

ASSESSMENT OF RISK TO HUMAN HEALTH AND ASSIGNMENT OF CONTAINMENT/CONTROL MEASURES	
What is the natural host range of the virus?	
Is there reason to suspect that the modified virus may have altered interaction with host defence mechanisms? If yes specify how:	YES / NO
Is there reason to suspect that the tissue tropism or the host range of the recombinant virus will be different from that of the modified virus? If yes specify likely alteration:	YES / NO
Will viral susceptibility to antiviral drugs (where these are available) or other control agents be affected by genetic modification? If yes specify:	YES / NO
Does the insert code for protein(s) with known or suspected pharmacological or physiological effect? If yes specify:	YES / NO
Is the insertion likely to result in any other harmful effects? If yes specify:	YES / NO
If the virus is disabled what is the possibility of reversion such that any disablement is overcome?	HIGH / MEDIUM / LOW
Has the replication competence of the viral vector been confirmed? Both: - prior to modification - following modification	YES / NO YES / NO
How does the pathogenicity of the GMO compare to that of the donor and recipient GMO less / equivalent / more pathogenic than donor GMO less / equivalent / more pathogenic than recipient	
Are there likely to be any other hazards associated with the replication or integration of the GMO into a host cell? If yes identify: - toxic, allergenic, oncogenic, carcinogenic, other (specify)	YES / NO
The control measures indicated on the basis of the assessment of risk to human health are: - Containment Level - additional precautions (circle)	1 / 2 / 3 / 4 microbiological safety cabinet gloves avoid use of sharps other (specify)

RISK ASSESSMENT FOR ENVIRONMENTAL PROTECTION

Do any of the following characteristics of the GMO result in a potential hazard to the environment

- capacity to survive, establish, disseminate and/or displace other organisms

YES / NO

- pathogenicity to animals or plants

YES / NO

- potential for transfer of genetic material between the GMO and other organisms

~~YES~~ / ~~NO~~ YES

- products of gene expression particularly of they are toxic)

YES / NO

- other negative effects on organisms

YES / NO

- phenotypic and genetic stability

YES / NO

If NO hazards identified circle:

NO ENVIRONMENTAL HAZARDS IDENTIFIED - NO ADDITIONAL PRECAUTIONS NECESSARY

If hazards are identified then estimate:

LIKELIHOOD OF HAZARD(S) being manifested (taking containment into account)

HIGH/ MEDIUM / LOW / NEGLECTIBLE

CONSEQUENCES OF HAZARDS being manifested

SEVERE / MEDIUM / LOW / NEGLECTIBLE

CIRCLE RISK IN MATRIX AS APPROPRIATE:

CONSEQUENCE OF HAZARD	LIKELIHOOD OF HAZARD			
	High	Medium	Low	Negligible
Severe	High	High	Medium	Effectively Zero
Medium	High	Medium	Medium/ Low	Effectively Zero
Low	Medium/ Low	Low	Low	Effectively Zero
Negligible	Effectively Zero	Effectively Zero	Effectively Zero	<u>Effectively Zero</u>

If risks are low or effectively zero circle:

NO ADDITIONAL PRECAUTIONS NECESSARY TO PROTECT ENVIRONMENT OTHER THAN THOSE TO PROTECT HUMAN HEALTH

Otherwise specify additional control measures to reduce all risks to low/effectively zero:

CLASSIFICATION OF THE GENETICALLY MODIFIED ORGANISM

<p>Is the final GMO pathogenic? For:</p> <ul style="list-style-type: none"> - humans - animals - plants <p>Does the insert code for any potentially pathogenic or harmful traits that will result in a pathogenic or harmful phenotype (to man or the environment) of the GMO?</p> <p>Have any antibiotic resistance markers been introduced which could compromise the treatment of any infection that may occur?</p> <p>If the answer to any of the above is YES circle:</p>	<p>YES / <input checked="" type="radio"/> NO</p> <p>YES / <input checked="" type="radio"/> NO</p> <p>YES / <input checked="" type="radio"/> NO</p> <p>YES / <input checked="" type="radio"/> NO</p> <p>YES / <input checked="" type="radio"/> NO</p> <p>Group 2</p>
<p>If all NO then:</p> <p>Does the genetically modified micro-organism meet the criteria for classification as Group 1 [see Appendix 3 for guidance]</p> <p>If YES circle:</p> <p>If NO circle:</p>	<p>YES / <input checked="" type="radio"/> NO</p> <p><input checked="" type="radio"/> Group 1</p> <p>Group 2</p>

CLASSIFICATION OF ACTIVITY

<p>TEST OF PURPOSE:</p> <p>Is the activity being undertaken for any one or more of the following purposes?</p> <ul style="list-style-type: none"> - teaching, research, development, nonindustrial, non-commercial 	<p><input checked="" type="radio"/> YES / <input type="radio"/> NO</p>
<p>TEST OF SCALE:</p> <p>Is the activity "small scale" ie. is the culture contained and easily inactivated using standard laboratory techniques?</p>	<p><input checked="" type="radio"/> YES / <input type="radio"/> NO</p>
<p>If the answer to both of the above questions is yes circle:</p> <p>If answer to either is no circle:</p>	<p><input checked="" type="radio"/> Type A</p> <p>Type B</p>

Table 1a: Containment Measures for Activities involving GMMs in Laboratories

Where a item is listed as "may be required" this indicates the item to be an option at that particular containment level and its requirement should be determined by the risk assessment for the particular activity concerned. Delete no or yes as indicated by risk assessment.

Containment Measures	Containment Levels			
	1	2	3	4
Isolated laboratory suite	not required	not required	required	required
Laboratory sealable for fumigation	not required	not required	required	required
Surfaces impervious, resistant and easy to clean	required for bench	required for bench	required for bench and floor	required for bench, floor, ceiling and walls
Entry to lab via airlock	not required	not required	may be required no / yes	required
Negative pressure relative to the pressure of the immediate surroundings	not required	may be required no / yes	required	required
HEPA filtered extract and input air	not required	not required	required for extract	required for input and extract
Microbiological safety cabinet/enclosure	not required	may be required no / yes	required	required (class 3)
Autoclave	required on site	required in the building	required in the lab suite	required in lab (double ended)
Access restricted to authorised personnel	not required	required	required	required
Specified measures to control aerosol dissemination	not required	required so as to minimise	required so as to prevent	required so as to prevent
Shower	not required	not required	may be required no / yes	required
Protective clothing	suitable protective clothing required	suitable protective clothing required	suitable protective clothing required	complete change of clothing and footwear
Gloves	not required	may be required no / yes	required	required
Control of disease vectors (eg rodents, insects) which could disseminate GMMs	may be required no / yes	required	required	required
Specified disinfection procedures in place	may be required no / yes	required	required	required
Inactivation of GMMs in effluent from handwashing sinks, showers etc	not required	not required	may be required no / yes	required
Inactivation of GMMs in contaminated material and waste	required by validated means	required by validated means	required by validated means	required by validated means
Laboratory to contain its own equipment	not required	not required	required	required
An observation window or alternative so that occupants can be seen	may be required no / yes	may be required no / yes	required	required
Safe storage of GMMs	may be required no yes	required	required	secure storage required
Written records of staff training	not required	may be required no / yes	required	required

CLASSIFICATION	CLASS 1	CLASS 2	CLASS 3	CLASS 4
----------------	---------	---------	---------	---------

CBGM4

Appendix 1: Source and function of genetic material

Source	Name	Function
Human Mouse	Cystic fibrosis transmembrane conductance regulator	Chloride channel
Human	Alkaline phosphatase	Marker gene
Firefly	Luciferase	Marker gene
Jellyfish	Green fluorescent protein + similar	Marker gene
E.coli	LacZ, CAT	Marker gene
E.coli	Non mobilisable plasmid DNA derived from pUC18	E.coli Plasmid